

DATE OF ISSUE	01.09.2021	05.10.2021	25.03.2022							
DRAWING PACKAGE VERSION	1	2	3							

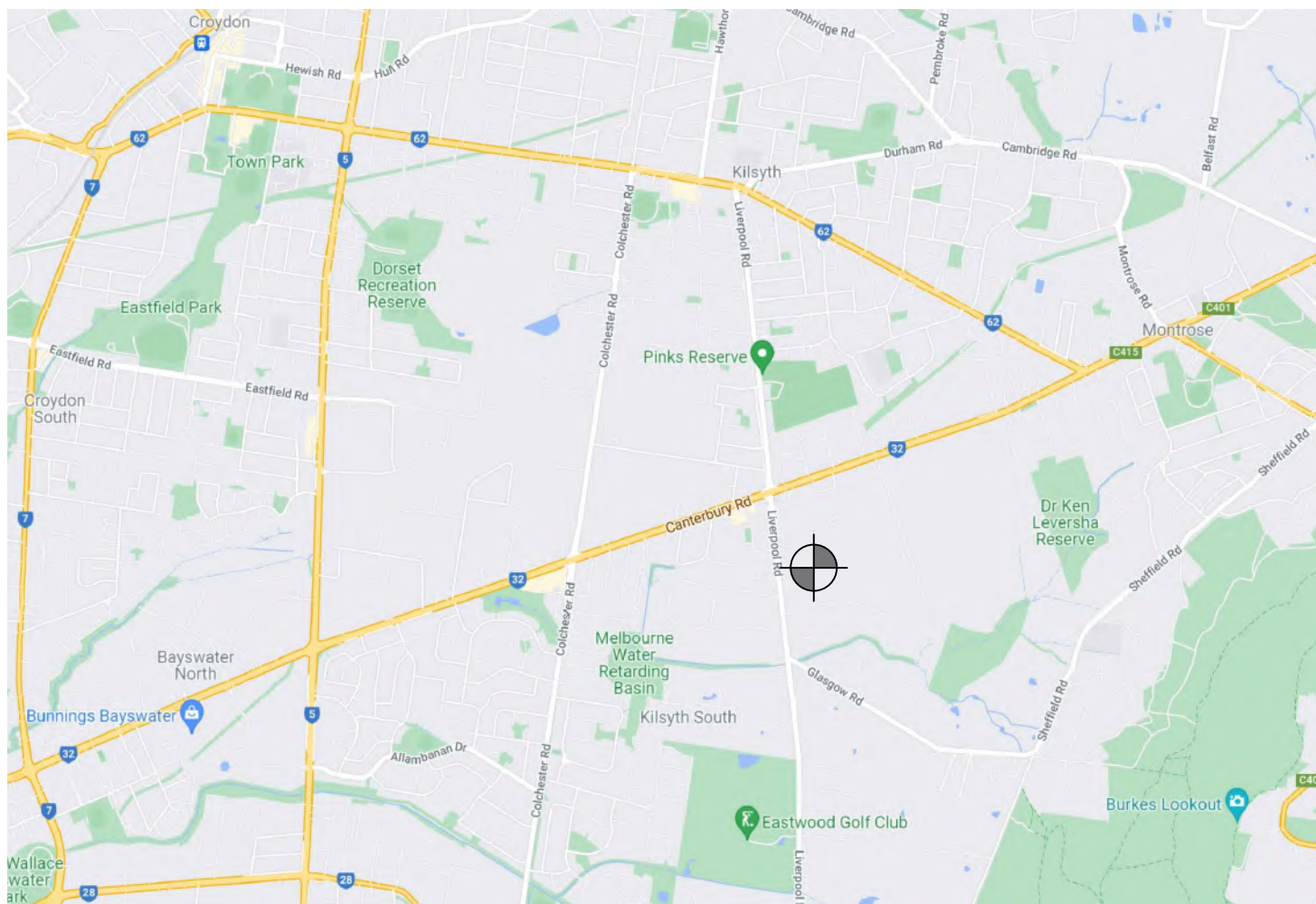
GENERAL DRAWINGS

AV3137-001-P1	DRAFT SITE PLAN	A-1	B-1	C-1						
AV3137-001-P2	DRAFT SITE SETOUT PLAN	A-1	B-1	C-1						
AV3137-001-P3	DRAFT SITE ELEVATION	A-1	B-1	C-1						
FG-ENCL-0133	EQUIPMENT CABINET TYP. DRAWING	-	-	A						
ZCS-EL-003	EQUIPMENT CABIN TYP. DRAWING	-	-	01						

KILSYTH SOUTH

215 LIVERPOOL ROAD,
KILSYTH,
VIC 3137

SITE ID: AV3137-001



LOCALITY PLAN
NOT TO SCALE



STILMARK TELECOMMUNICATIONS
a. 37-45 Myrtle Street,
Chippendale NSW 2008
w. www.stilmarkgroup.com

FOR APPROVAL

DRAWING No.
AV3137-001 - 00



PROPERTY BOUNDARY

PROPOSED SITE ACCESS

PROPOSED POWER
ROUTE TO THE EXISTING
POWER SUPPLY (TBC)

PROPOSED INSTALLATION
AND LEASE AREA
(HATCHED)

SITE PLAN

SCALE 1:1500

C-1	25.03.2022	ISSUED FOR APPROVAL	EW	EW	MH
B-1	05.10.2021	ISSUED FOR APPROVAL	EW	EW	MH
A-1	01.09.2021	ISSUED FOR APPROVAL	EW	EW	MH
REVISION	DATE	REVISION DESCRIPTION	DRAWN	DESIGNED	APPROVED



STILMARK

STILMARK TELECOMMUNICATIONS
 a. Level 1, 37-45 Myrtle Street,
 Chippendale NSW 2008
 w. www.stilmarkgroup.com

AV3137-001
 KILSYTH SOUTH
 215 LIVERPOOL ROAD, KILSYTH, VIC 3137


TITLE: DRAFT SITE PLAN

DRAWING STATUS:
FOR APPROVAL

DRAWING No.
AV3137-001 - P1

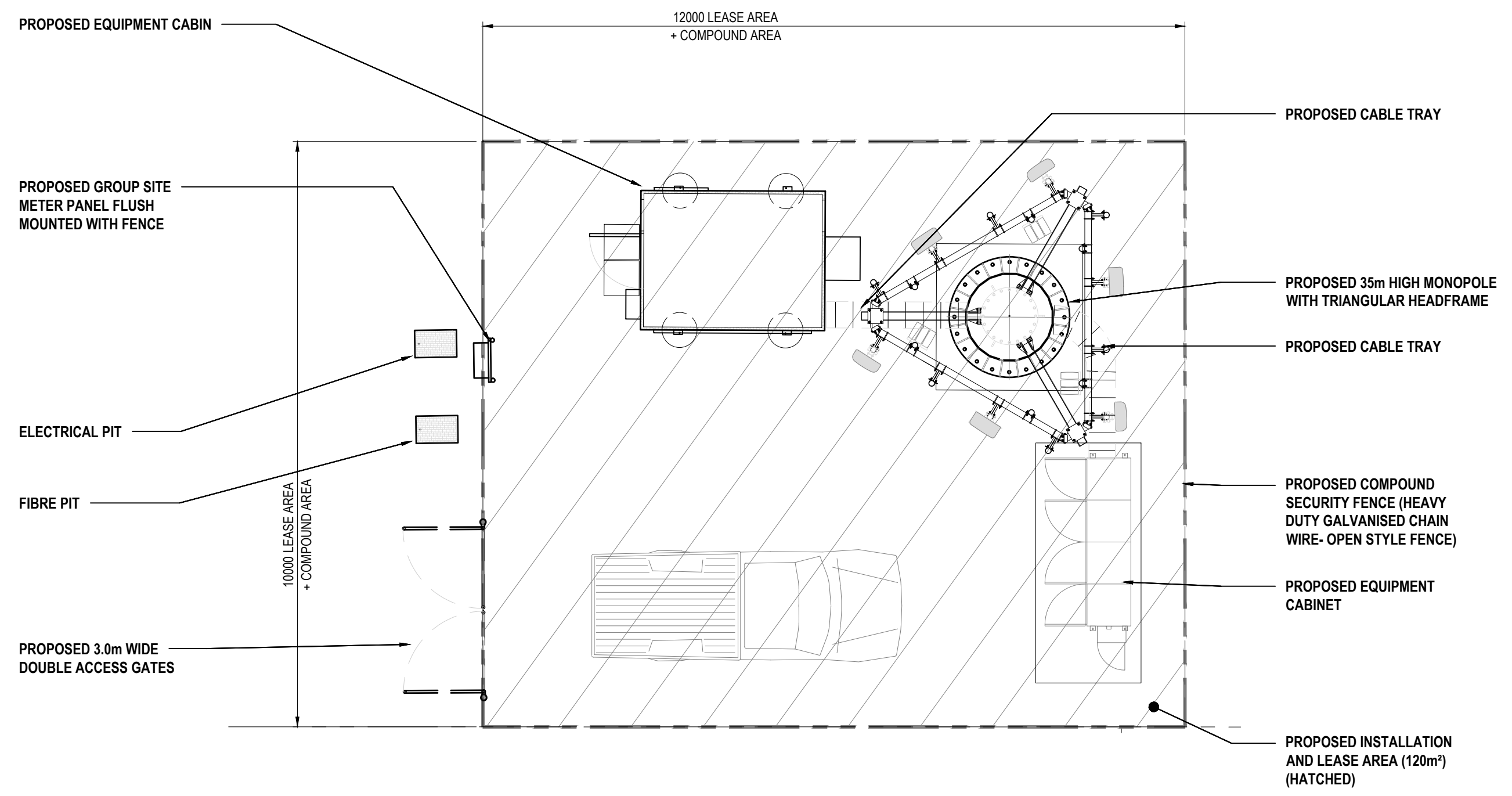
REVISION
C-1

SCALE 1 : 1500 AT A3





DATUM POINT	GDA94 COORDINATES	
	LATITUDE	-37.82223069464933
	LONGITUDE	145.31871860360906



SITE SETOUT PLAN

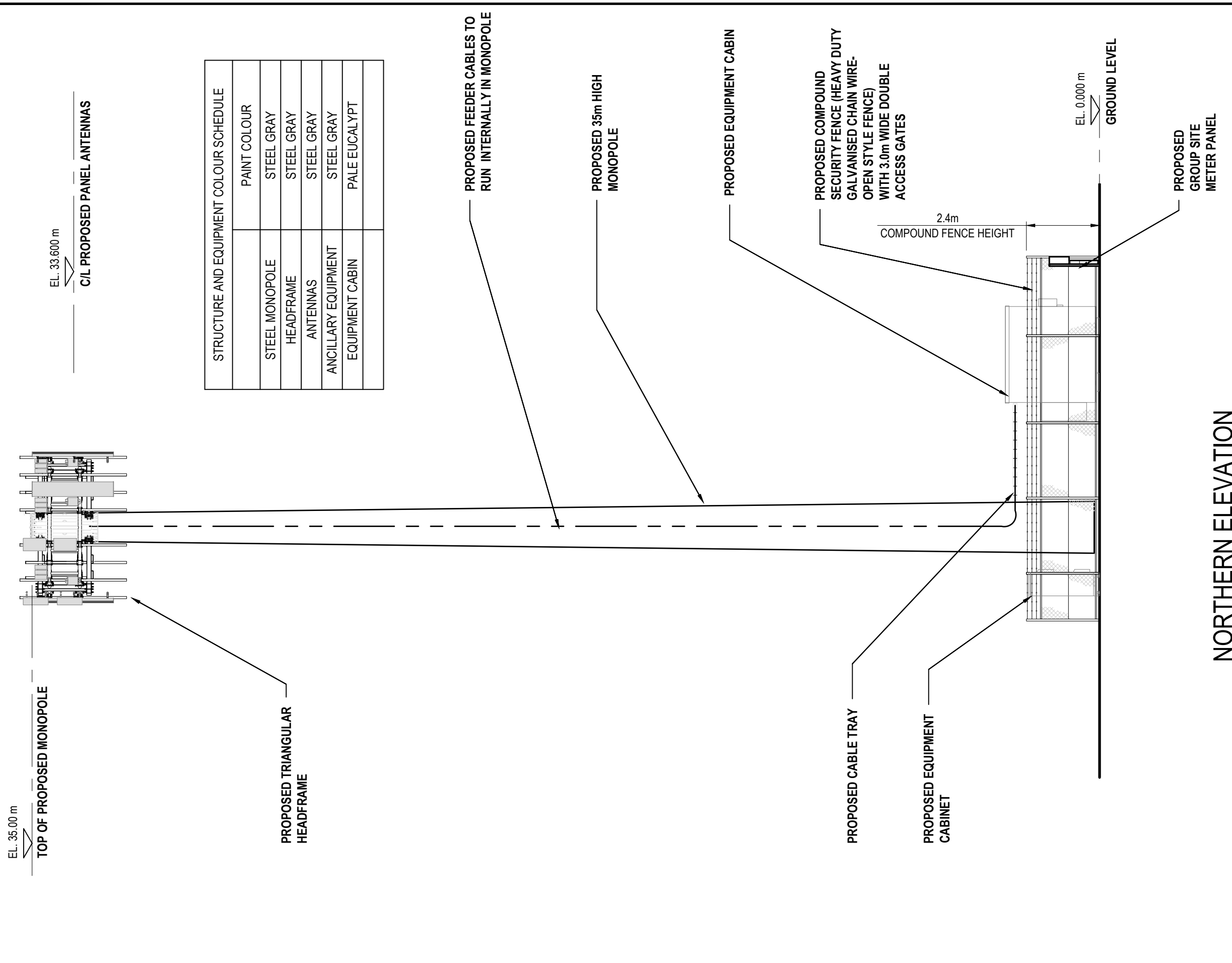
SCALE 1:75

REVISION	DATE	REVISION DESCRIPTION	DRAWN	DESIGNED	APPROVED
C-1	25.03.2022	ISSUED FOR APPROVAL	EW	EW	MH
B-1	05.10.2021	ISSUED FOR APPROVAL	EW	EW	MH
A-1	01.09.2021	ISSUED FOR APPROVAL	EW	EW	MH

STILMARK
STILMARK TELECOMMUNICATIONS
a. Level 1, 37-45 Myrtle Street,
Chippendale NSW 2008
w. www.stilmarkgroup.com

AV3137-001
KILSYTH SOUTH
215 LIVERPOOL ROAD, KILSYTH, VIC 3137

TITLE: DRAFT SITE SETOUT PLAN		
DRAWING STATUS: FOR APPROVAL	DRAWING No. AV3137-001 - P2	REVISION C-1



STRUCTURE AND EQUIPMENT COLOUR SCHEDULE	
STRUCTURE	PAINT COLOUR
STEEL MONOPOLE	STEEL GRAY
HEADFRAME	STEEL GRAY
ANTENNAS	STEEL GRAY
ANCILLARY EQUIPMENT	STEEL GRAY
EQUIPMENT CABIN	PALE EUCALYPT

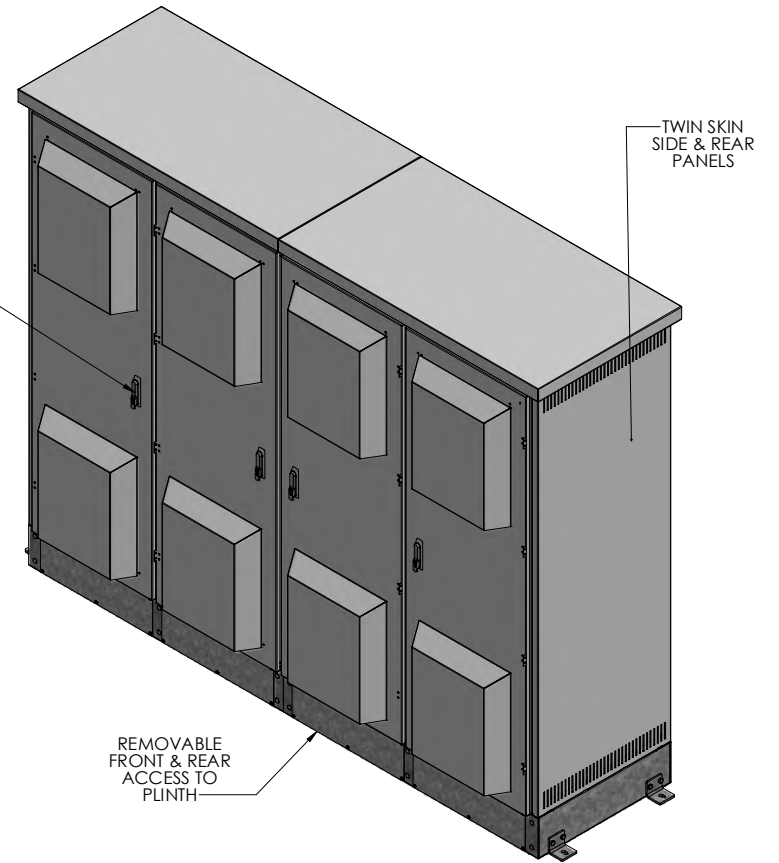
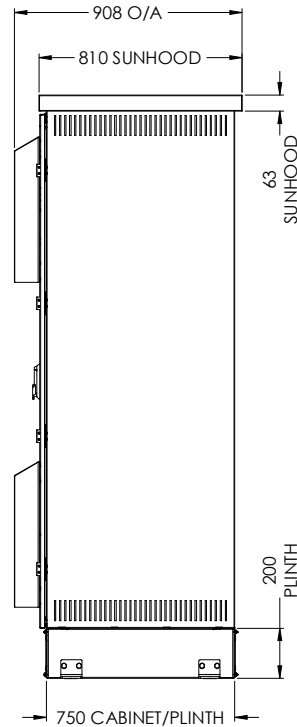
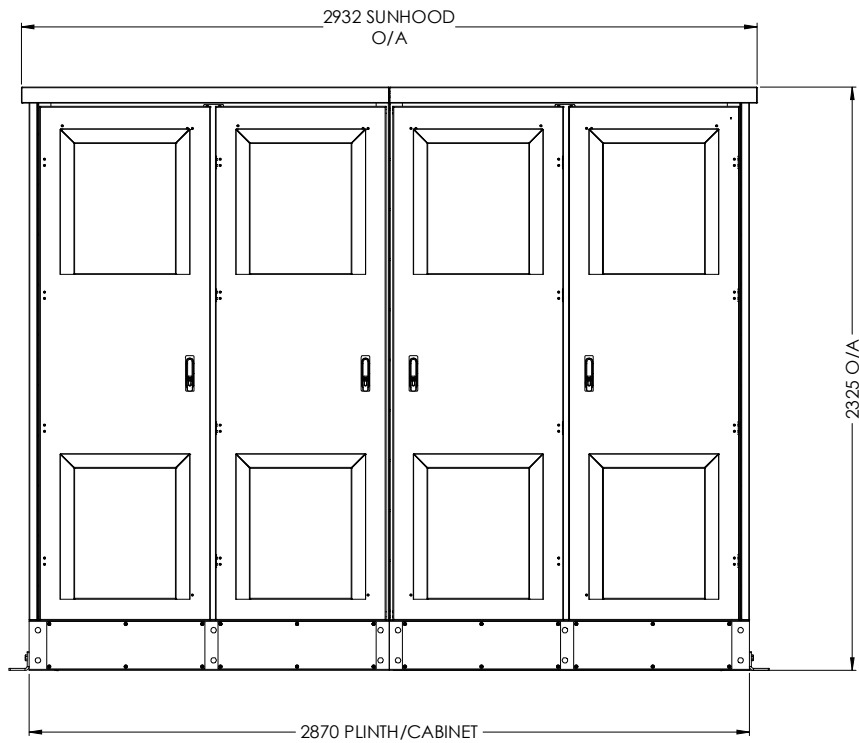
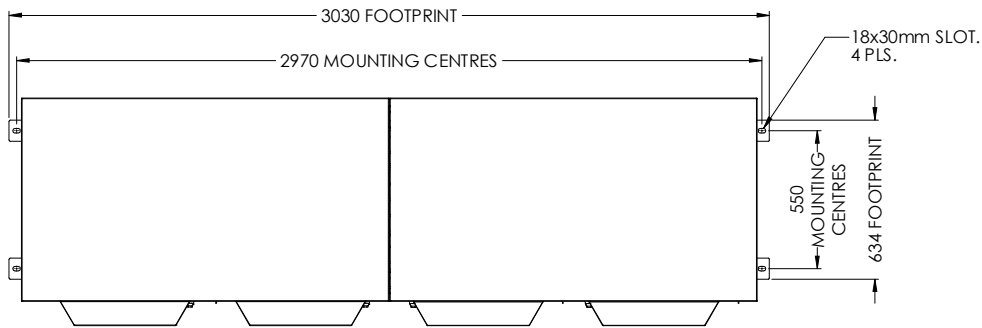
NORTHERN ELEVATION
SCALE 1:125

REVISION	DATE	REVISION DESCRIPTION	DRAWN	DESIGNED	APPROVED
C-1	25.03.2022	ISSUED FOR APPROVAL	EW	EW	MH
B-1	05.10.2021	ISSUED FOR APPROVAL	EW	EW	MH
A-1	01.09.2021	ISSUED FOR APPROVAL	EW	EW	MH

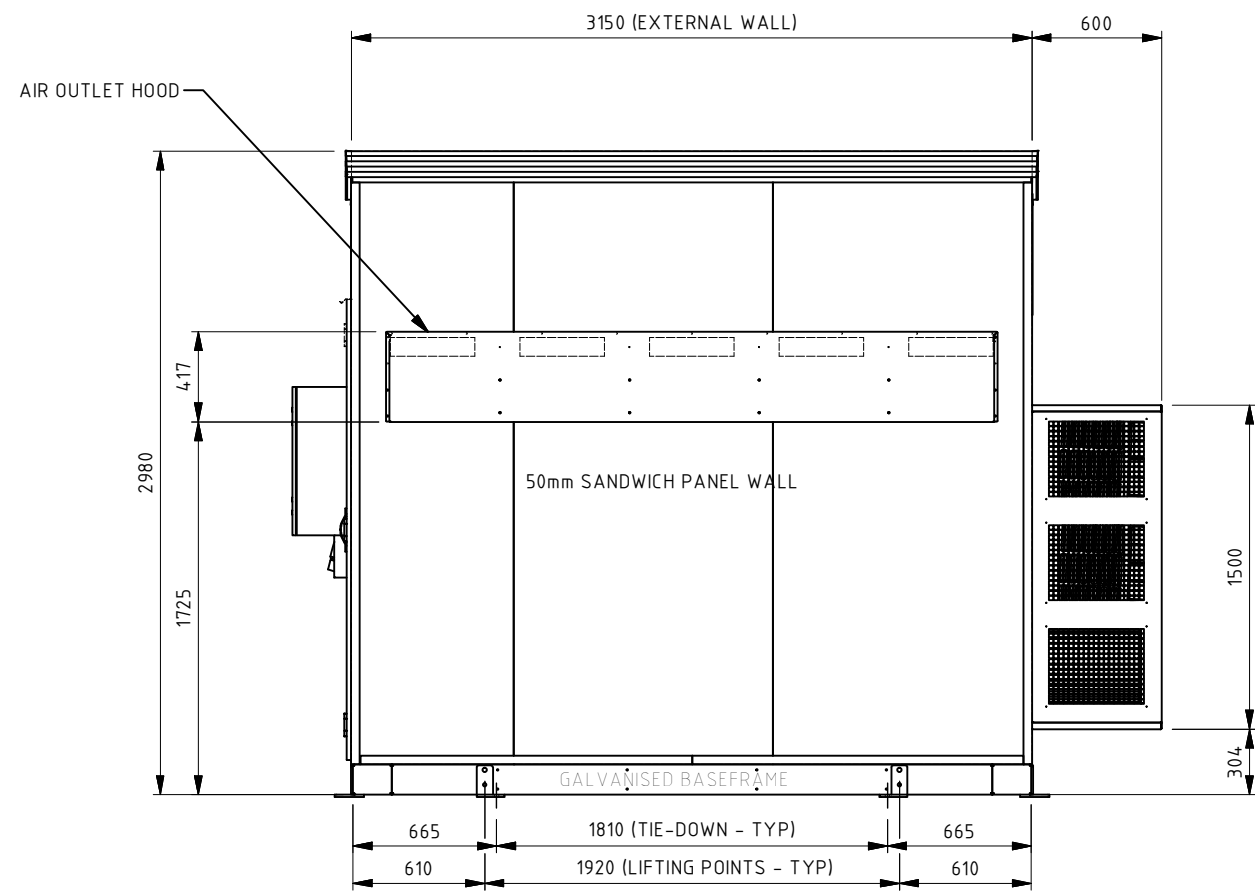
STILMARK
STILMARK TELECOMMUNICATIONS
a. Level 1, 37-45 Myrtle Street,
Chippendale NSW 2008
w. www.stilmarkgroup.com

AV3137-001
KILSYTH SOUTH
215 LIVERPOOL ROAD, KILSYTH, VIC 3137

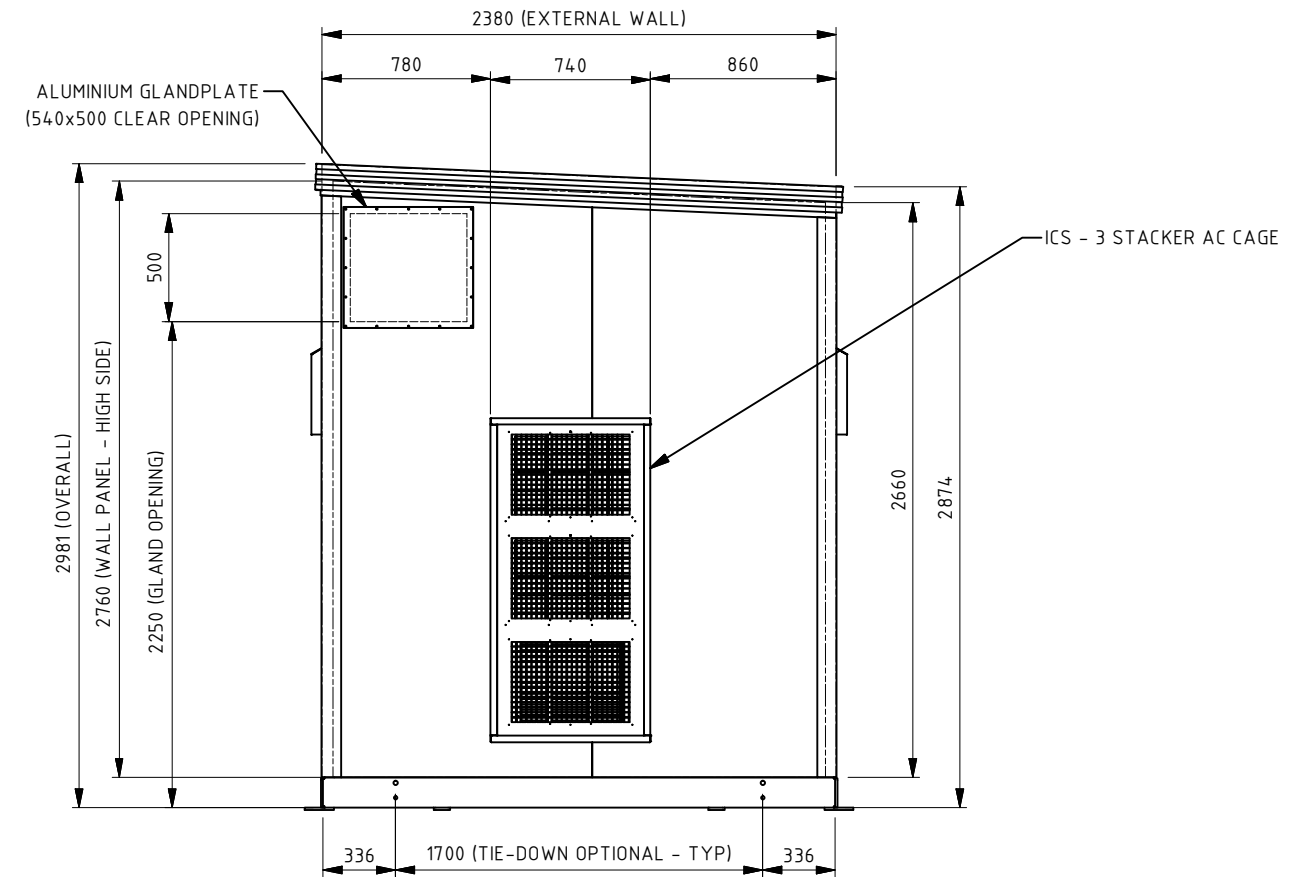
TITLE : DRAFT SITE ELEVATION		
DRAWING STATUS : FOR APPROVAL	DRAWING No. AV3137-001 - P3	REVISION C-1



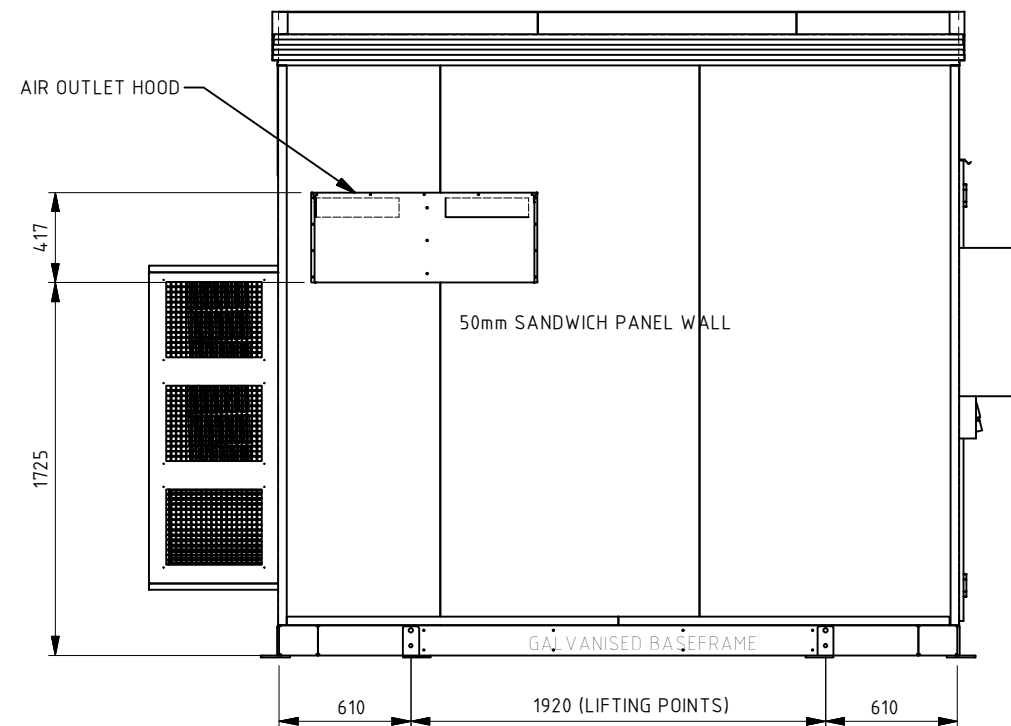
INITIAL RELEASE		CB	23-Sep-19	A
CHANGE / DESCRIPTION		DRN	APRVD	DATE REV
		CLIENT / PROJECT		AS 1100
		OPLAN		
		TITLE		SHEET SIZE
		OPLAN CABINET ASSY 4BAY		A2
SCALE		DRAWING / PART No		PAGE
1:15	ALL DIMENSIONS ARE IN mm	FG-ENCL-0133		1 OF 3
DO NOT SCALE	© Copyright	This drawing is confidential, and must not be copied or disclosed in part or full without written consent of the owner.		



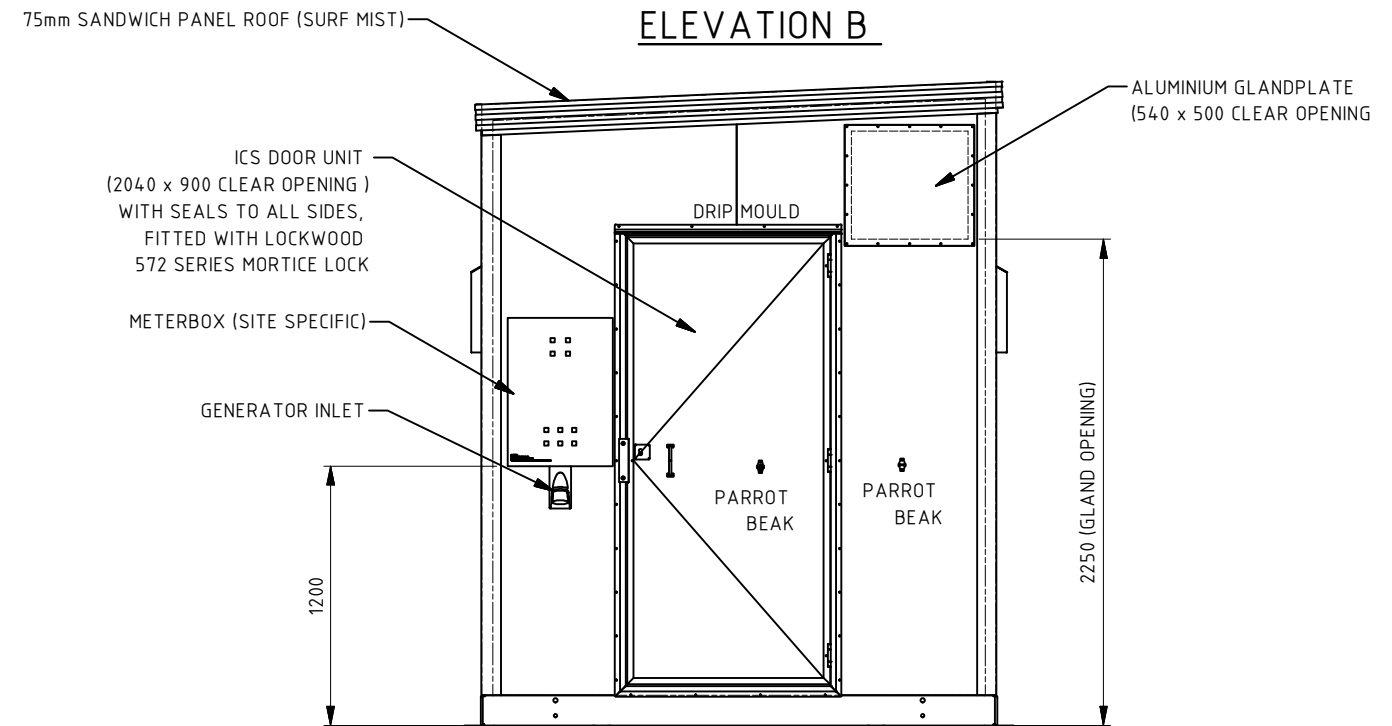
ELEVATION A



ELEVATION B

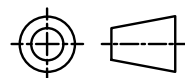


ELEVATION C



ELEVATION D

THIRD ANGLE PROJECTION



APPROVED BY CUSTOMER		
DATE:	PRINT:	SIGN:

FOR CONSTRUCTION



REV	DATE	PREPARED	APPROVED	DESCRIPTION
01	15.05.15	ARW	ARW	MODIFIED TIE-DOWN LOCATION
00	24.04.15	ARW	PT	PRELIMINARY ISSUE

TITLE:	EXTERNAL ELEVATIONS 3.150m x 2.380m SHELTER
PROJECT:	ZONECOOL SHELTER
CLIENT:	
DRAWING No.	ZCS-EL-003
REV	01

THIS DRAWING IS © COPYRIGHT & REMAINS THE PROPERTY OF ICS INDUSTRIES PTY.LTD. IT IS SUBJECT TO RECALL & MAY NOT BE REPRODUCED, OR ITS CONTENTS DIVULGED WITHOUT WRITTEN AUTHORITY FROM ICS INDUSTRIES PTY. LTD.

C:\Vault\Workspace\Projects\STANDARD\ZONECOOL-STANDARD\ZONECOOL-SHELTER-STANDARD\ZONECOOL-STANDARD\PT-001_00.dwg